

Pesticide Safety Information

CALIFORNIA
DEPARTMENT OF
PESTICIDE REGULATION
1001 I Street,
Sacramento,
California 95814

Safety Rules for Pesticide Handlers on Farms

CALIFORNIA ENVIRONMENTAL PROTECTION AGENCY

A

No. 8

This leaflet, the pesticide label, and your training, tell you about pesticide dangers at work. Your employer must know and help you learn about the pesticides you will use, how to safely use them, and how to protect yourself. Pesticides are chemicals that are used to kill insects, weeds, germs and plant diseases.

Fertilizers are not pesticides.

Your employer must make plans for emergency medical care before you start working with pesticides. If you think that pesticides made you sick or hurt you at work, he must make sure that you are taken to the doctor right away. You do not have to pay for medical care if you get sick or hurt from pesticides at work.

Emergency medical care is available at


WHAT ARE MY RIGHTS?

You have the right to know the following about pesticides that have been used recently where you work

- when and where the pesticide was applied
- the restricted entry interval (REI)
- name of the pesticide and active ingredient(s)
- the EPA registration number

When you get training your employer must tell you where all this information is kept. He must also let you see the records anytime you want without having to ask.

If you think that pesticides have made you sick at work, your employer must make sure that you are taken to the doctor immediately.



EMPLOYERS: This is the hazard communication leaflet for pesticide handlers. Fill in the blank lines in this leaflet and display this handout at the employee's worksite.

HS-1571
Revised September 2004

You can find information about recent pesticide use at

If you get sick or hurt **BECAUSE OF YOUR JOB**, you have the right to file for worker's compensation. Workers' compensation will pay for your medical bills, and sometimes, lost pay.

You have the right to look at Material Safety Data Sheets (MSDS) and records for all pesticides used where you work. The MSDS tells you about the pesticide and its dangers.

These records are kept at

Your employer must explain your rights to you. If you need more help in understanding your rights, call or go to your local county agricultural commissioner's office, local legal aid and worker's rights office, union or the Department of Pesticide Regulation (DPR).

The DPR offices are:

- Anaheim (714) 279-7690
- Fresno (559) 445-5401
- Sacramento (916) 324-4100

WHO DO I TELL ABOUT DANGERS AT WORK?

Pesticides are only one kind of danger at your work. If you have a complaint about a pesticide safety problem, you should call the county agricultural commissioner. Other health



and safety complaints (bathrooms, drinking water, etc.) should be filed with the California Department of Industrial Relations-Cal/OSHA office. You can find the telephone numbers in the government pages of the telephone book.

What training should I get?

- You must be trained in a way that you understand before you begin working with pesticides, and anytime you work with new pesticides.
- You must also be given training each year to remind you how to work with pesticides safely.
- You must be told the ways a pesticide can hurt you and how to safely use each pesticide you work with. (Ask your foreman for the A-1 safety leaflet to learn more about training.)
- You must get extra training if you have to use a respirator (ask your foreman for the A-5 safety leaflet).

All the information about your training must also be written down. You will be given a paper to sign to show you have been trained. But sign it only after you have finished the training and you understand what you heard.

WHAT CAN A PESTICIDE LABEL TELL ME?

Some of the most important things listed on the label are

- what chemicals are in the pesticide,
- first aid and health warnings,
- protective equipment you need,
- and directions for applying the pesticide.

All pesticides are poisonous. If a pesticide gets in or on you, it can hurt you or make you sick.

The pesticide label tells you how to safely mix and apply the pesticide. **The label must be at the place where you mix or**



Pesticide Name	
EPA Registration No.	
Active Ingredients	xx%
Inert Ingredients	x%
DANGER	
Statement of Practical Treatment	
Precautionary Statements	
Hazards to Humans	
Personal Protective Equipment	
Environmental Hazards	
Agricultural Use Requirements	
Directions for Use	

apply the pesticide. You must read and follow **ALL** directions on the label. There may also be product bulletins or other extra label information that you must read and follow.

If you have to move pesticides from one place to another, or dispose of empty pesticide containers, there are special rules your foreman must tell you about. Ask for the A-2 safety leaflet for more information.

How can I tell which pesticides are more dangerous?

Most pesticide labels have a signal word in large print on the front of the label. This word tells you about the acute health effect of the pesticide. If a pesticide can hurt you or make you sick right away, that's called an acute effect. If it takes months or years of exposure to a pesticide before you get sick, that's called a chronic effect.

These are the words that tell about acute effects

- **DANGER**, which means the pesticide is extremely harmful.
- **WARNING**, which means moderately harmful.
- **CAUTION**, which means slightly harmful, but still can make you sick.

If the label does not have one of these words, it means that the pesticide is unlikely to harm you. However, always handle pesticides carefully.

WHAT ELSE DOES THE LABEL TELL ME?

- If the pesticide can severely hurt your eyes or skin, the label will say something like "Corrosive, causes eye and skin damage."
- If the pesticide can make you very sick, the label will have a skull-and-crossbones symbol and the word "**POISON.**"



- Words like "fatal" or "may be fatal if swallowed, inhaled, or absorbed through the skin," mean the pesticide can make you very sick or even kill you.
- Some pesticide labels tell you about other health problems that might not show up until long after use, such as cancer (may take years) or dangers to unborn babies.

ARE THERE ANY EXTRA RULES FOR VERY DANGEROUS PESTICIDES?

Yes, there are two groups of pesticides that California has extra rules for because they could be especially dangerous to you.

1. The first group is the organophosphate or carbamate pesticides

If you mix, load or apply these kinds of pesticides you might need extra medical care. Ask your foreman for A-11 safety leaflet for more information on these pesticides.

The label must be at the place where you mix or apply the pesticide. You must read and follow ALL directions on the label.

THESE ARE SOME OF THE PESTICIDES THAT THESE SPECIAL RULES APPLY TO

Organophosphates	Carbamates
Acephate, Address	Aldicarb, Temik
Azinphos-methyl, Guthion	Carbaryl, Sevin, Adios
Chlorpyrifos, Dursban, Lorsban, Dorsan, Cyren	Furadan
DEF, Folex	Lannate
Diazinon	Vydate
Dimethoate, Defend	Thiodicarb
Malathion	
Monitor	
Supracide	
PennCap	
Naled	
Imidan	

If organophosphates or carbamates are used on crops, they

ARE ARE NOT

handled by any person more than six days in any 30-day period.

The doctor providing medical care and blood tests is

NAME

ADDRESS

TELEPHONE NUMBER

Medical records for organophosphate and carbamate handlers are kept at

2. The second group is called minimal exposure pesticides (MEP). These are the agricultural pesticides on the MEP list.

- Omite, Comite
- Buctril
- Metasystox-R

See the A-10 safety leaflet for more information about safety rules if you have to work with these.

Other safety leaflets mentioned in this document should be part of your training. They are free and are available from your employer and your local Agricultural Commissioner's office.

SUMMARY OF RECORDS YOUR EMPLOYER MUST KEEP

Information	Location
Training papers	Employer's office site
Written training program	Employer's office site
Respirator program procedures	Employer's office site
Medical evaluation (respirator use)	Employer's office site
Accident response plan (fumigants)	Work site
Pesticide label	Work site
Pesticide Safety Information Series	Employer's office site
Material Safety Data Sheet	Employer's office site
Treatment notification method	Employer's office site
Field posting	Work site
Storage area posting ¹	Storage area
Employee exposure records ²	Employer's office site
Identity of medical supervisor notice ²	Employer's office site
Employer/medical supervisor agreement ²	Employer's office site
Medical supervisor recommendations ²	Employer's office site
Cholinesterase blood test results ²	Employer's office site
Employee work practice review ²	Employer's office site
Emergency medical care notice	Work site
Pesticide use records	Employer's office site

¹ Required only for pesticides with the Signal word "DANGER" or "WARNING"

² Required only for organophosphate and carbamate pesticides with the signal word "DANGER" or "WARNING"

PROPOSITION 65

In 1986, a law called the Safe Drinking Water and Toxic Enforcement Act of 1986 (Proposition 65) was passed. Proposition 65 requires California to make a list of chemicals that cause cancer, birth defects, or other reproductive harm. The Proposition 65 list contains many different chemicals, including dyes, solvents, pesticides, drugs, and food additives. If a pesticide is on the Proposition 65 list, your employer must warn you if you could be exposed to enough pesticide to result in a significant health risk. Your employer may also choose to warn you if a pesticide on the Proposition 65 list has been sprayed, even if health problems are not likely. Your employer is required to keep information on each pesticide application and allow you to look at it. If you are not sure of the record location, ask your foreman. *The following table lists pesticides that are on the Proposition 65 list and that might be used in California.*



If you don't get all the information you need in your training, or from your foreman you should call your County Agricultural Commissioner, or the Department of Pesticide Regulation (DPR) for more information. You can find the Commissioner's number in your local white pages phone directory. DPR numbers are:

- Anaheim (714) 279-7690
- Fresno (559) 445-5401
- Sacramento (916) 324-4100

CURRENTLY REGISTERED PESTICIDES ON THE PROPOSITION 65 LIST

PESTICIDES KNOWN TO THE STATE TO CAUSE CANCER

Arsenic acid	Formaldehyde (gas)
Arsenic pentoxide	Iprodione
Arsenic trioxide	Lindane
Cacodylic acid	Mancozeb
Captan	Maneb
Chlorothalonil	Metam sodium
Chromic acid	Metiram
Creosote	Oxadiazon
Daminozide	Pentachlorophenol
DDVP (dichlorvos)	Propargite
<i>p</i> -Dichlorobenzene	Pronamide (propyzamide)
1,3-Dichloropropene	Propylene oxide
Diocyl phthalate	Sodium dichromate
Dipropyl isocinchomeronate	Terrazole
Diuron	Thiodicarb
Ethylene oxide	Vinclozolin
Fenoxycarb	
Folpet	

PESTICIDES KNOWN TO THE STATE TO CAUSE BIRTH DEFECTS OR REPRODUCTIVE HARM

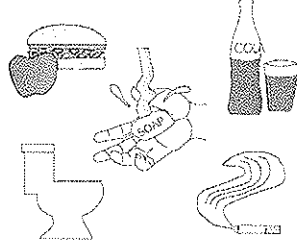
Amitraz	Methyl bromide (as a structural fumigant)
Arsenic pentoxide	Myclobutanil
Arsenic trioxide	Nabam
Bromoxynil octanoate	Nitrapyrin
Chlorsulfuron	Oxadiazon
Dicofop methyl	Oxydemeton-methyl
Disodium cyano-dithioimidocarbonate	Potassium dimethyldithiocarbamate
EPTC (ethyl dipropyl-thiocarbamate)	Propargite
Ethylene oxide	Resmethrin
Ethylene glycol monomethyl ether	Sodium dimethyldithiocarbamate
Fenoxaprop ethyl	Streptomycin sulfate
Fluazifop butyl	Thiophanate methyl
Fluvalinate	Triadimefon
Hydramethylnon	Tributyltin methacrylate
Linuron	Triforine
Metam sodium	Vinclozolin
Metiram	Warfarin

Safety Tips

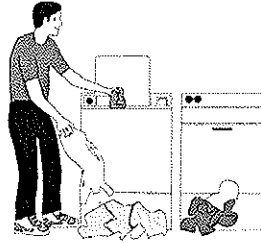
HOW TO PROTECT YOUR SKIN



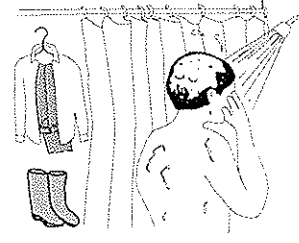
- Wear clothes with long sleeves and long pants, shoes or boots, socks, a hat and/or scarf and gloves
- Make sure they are clean and without holes



- Always wash your hands before eating, drinking, smoking, chewing gum or going to the bathroom
- Do not cook food with wood found in the field




- Pesticides get on work clothes and then on your skin
- Wash work clothes before wearing them again
- Wash work clothes separate from other clothes



- Take a bath or shower as soon as you get home from work
- Wash with soap & water and use shampoo on your hair
- Put on clean clothes

WHAT TO DO IN CASE OF ILLNESS OR INJURY



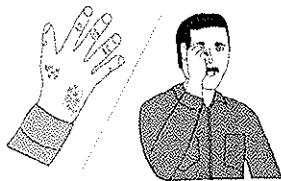
- Pesticides get on your skin and clothes when you touch sprayed plants, soil, and irrigation water or are exposed to spray drift
- They can move from your clothes and onto your skin
- Some pesticides easily go through your skin and can make you sick
- Tell your foreman if you are sick or hurt at work
- If the illness/injury is work-related, your employer will pay for all medical care of that illness
- If the condition is work-related, you may be paid for your time off work while sick or hurt

Have someone else drive you to the doctor if you are sick or injured


FIRST AID



- Wash immediately with the closest clean water if pesticides are spilled or sprayed on your clothes or skin
- Change into clean clothes
- Tell your foreman about the spill after washing




- Wash if your eyes or skin begin to itch or burn
- Use lots of water
- Tell your foreman you should go to a doctor



- If you feel sick at work (headache, stomach ache, vomiting, dizzy) tell your foreman
- He or she can make sure you are taken to a doctor
- Have someone else drive you to the doctor if you are sick or injured

ALWAYS REMEMBER



- Never put pesticides in food containers
- Do not take farm pesticides or their containers home
- Keep children away from pesticides